


WELLSBORO ELECTRIC COMPANY

P.O. BOX 138 , 33 AUSTIN STREET
WELLSBORO , PENNSYLVANIA 16901
(570) 724 - 3516

100 / 200 AMP OVERHEAD METERBASES
WITH BY-PASS HORNS

100 AMP OVERHEAD

TO COMPANY
LINE




LOAD

TO CUSTOMER'S MAIN PANEL

200 AMP OVERHEAD

TO COMPANY
LINE



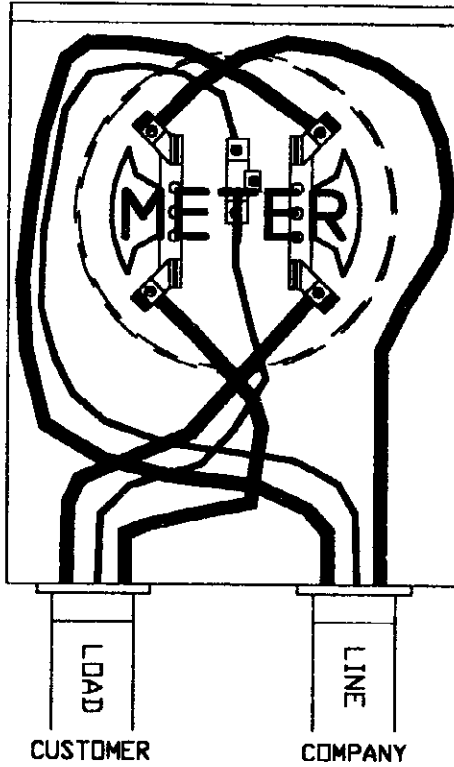
LOAD

TO CUSTOMER'S MAIN PANEL

WELLSBORO ELECTRIC COMPANY

P.O. BOX 138 , 33 AUSTIN STREET
WELLSBORO , PENNSYLVANIA 16901
(570) 724 - 3516

200 AMP UNDERGROUND METERBASE - REGULAR



200 AMP UNDERGROUND METERBASE - WITH SIDE WIRE SPACE

